IMPLANTATRGETRAGENE BRÜCKE

Dr. László Kádár

Oberarzt

ZWISCHENLÜCKEN

HERRKÖMLICHE PROTHETISCHE MÖGLICHKEITEN:

BRÜCKENERSATZ

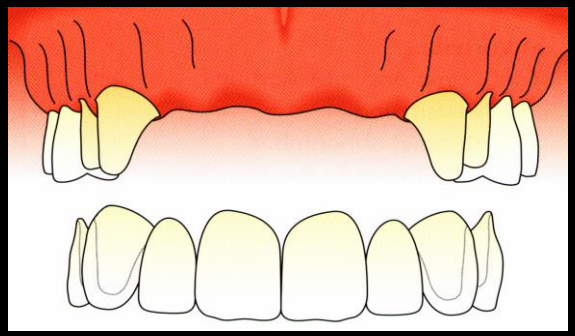

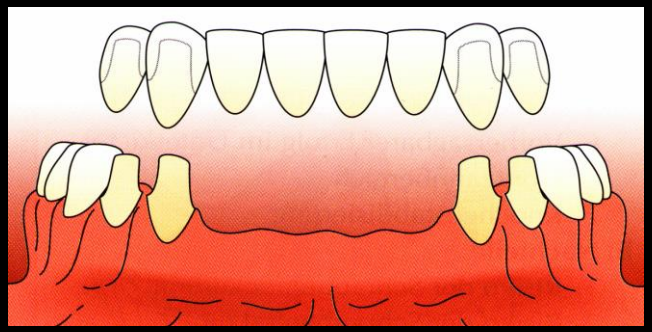

HERAUSNEHMBARE
PARTIELLE PROTHESE

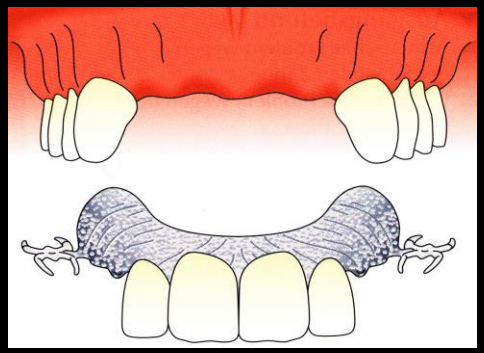

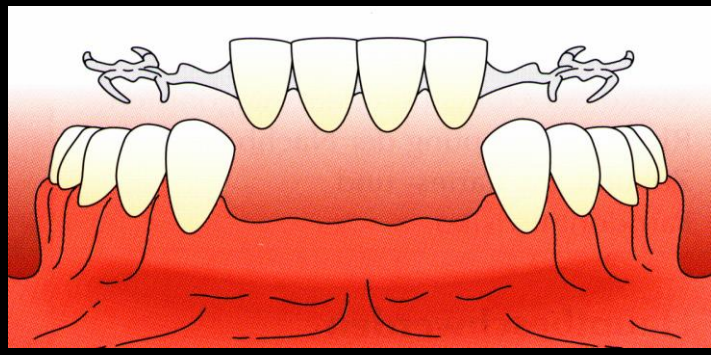

IMPLANTATPROTHETISCHE LÖSUNG:

NEBENEINANDERSTEHENDE EINZELKRONEN,

ZWEI-, DREI- ODER VIERGLIEDERIGE
IMPLANTATGETRAGENE EINHEITEN

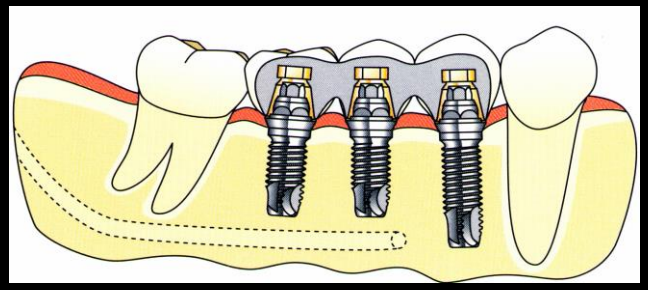

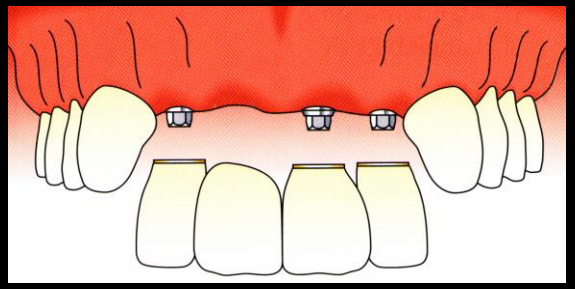

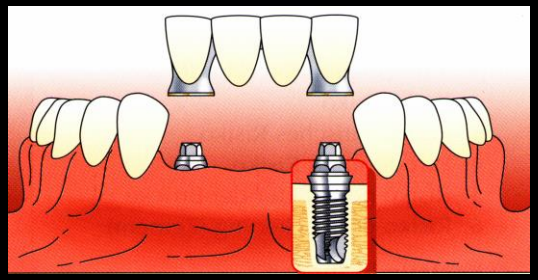

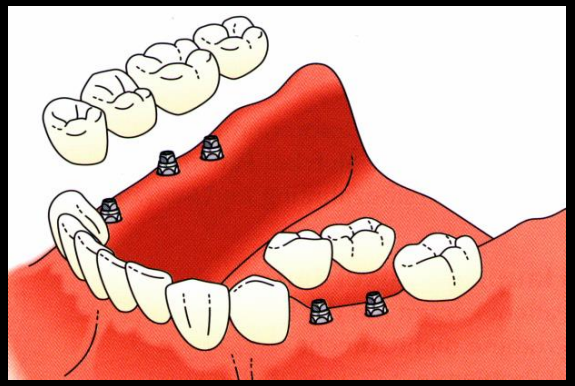

ZWISCHENLÜCKEN

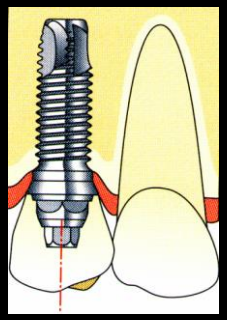
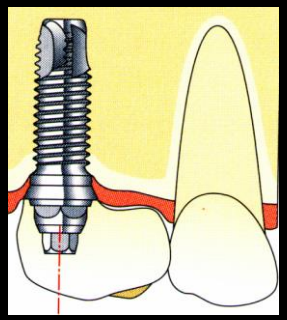
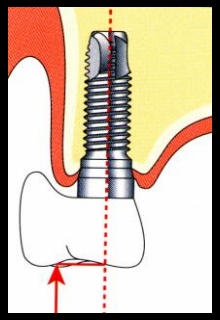

KONZEPTE:

- MESIOBUKKALE UND BUCCOLINGUALE POSITIONIERUNG
- DREIBEINABTÜTZUNG
- ACHSIALE BELASTUNG
- VERBLOCKUNG MEHRERER IMPLANATAEINHEITEN
- BESTIMMUNG DER ANZAHL DER IMPLANTATE

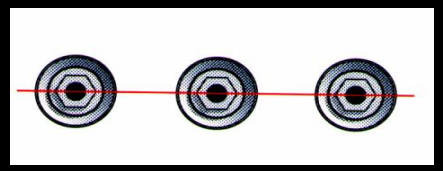
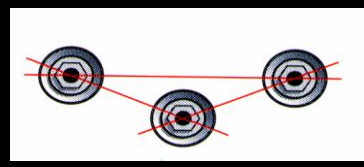
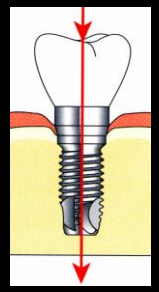
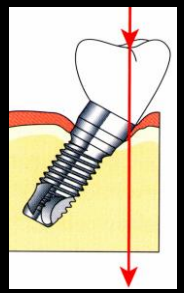
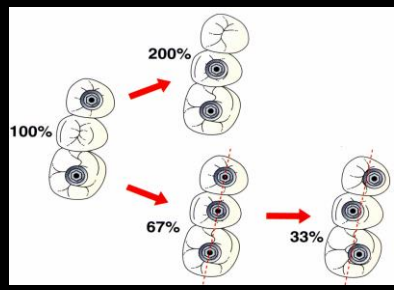

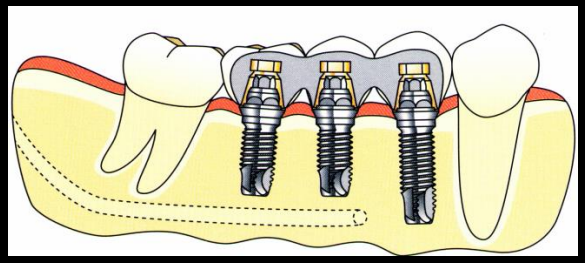
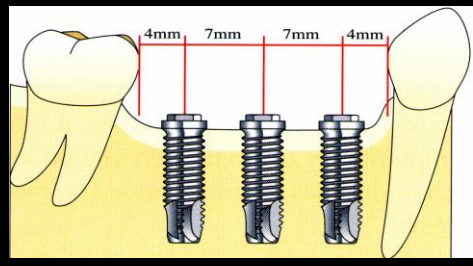

ZWISCHENLÜCKEN

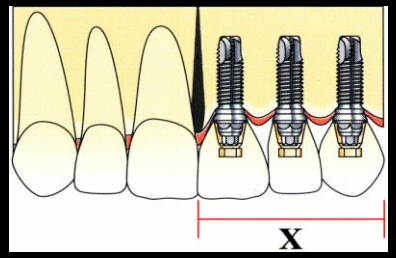

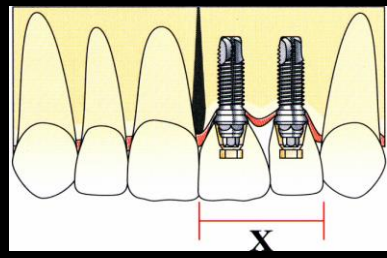

OBERKIEFER FRONTZAHNBEREICH

ÜBERLEGUNGEN:

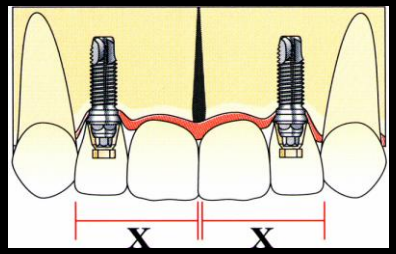

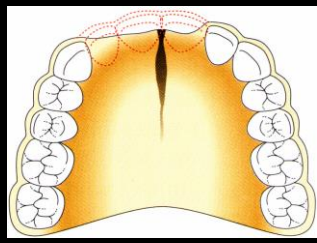

- **POSITION DES C. INCISIVUS**
- **ANZAHL DER IMPLANTATE**
- **EINSCHRAENKUNGEN IN DER HÖHE**
- **FORM DES KIEFERKAMMES**
- **POSITION DER IMPLANTATE**

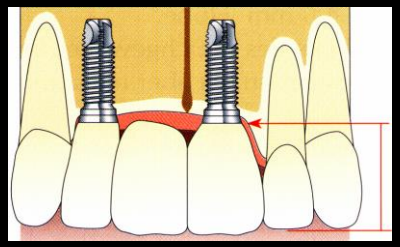

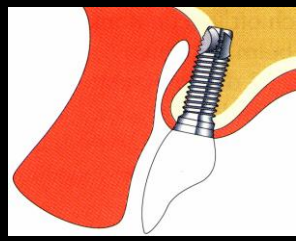

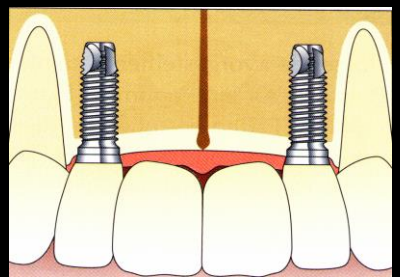

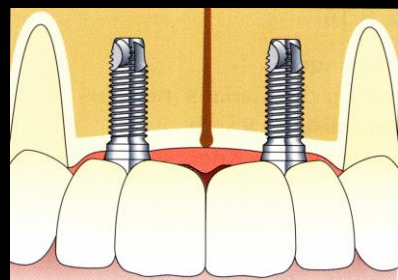

ZWISCHENLÜCKEN

PATIENTEN BEISPIELE

OBERKIEFER MITTLERER UND SEITLICHER SCHNEIDEZAHN:

ZWEI IMPLANTATE, WENN MEHR ALS 15MM PLATZ VORHANDEN IST

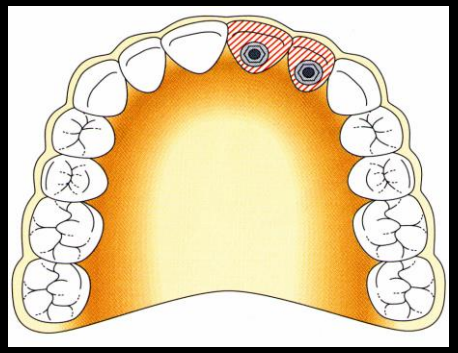

OBERKIEFER SEITLICHER SCHNEIDEZAHN UND ECKZAHN

ZWEI IMPLANTATE WENN MEHR ALS 15 MM PLATZ

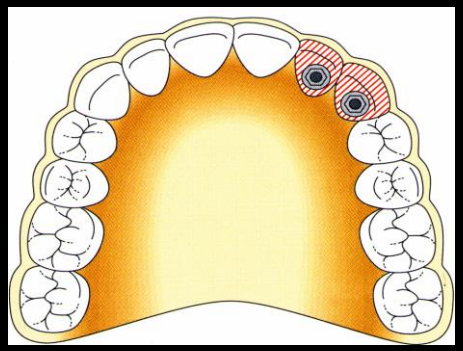

BEIDE MITTLERE SCHNEIDEZAEHNE IM OBERKIEFER

ZWEI IMPLANTATE UND ZWEI VERBLOCKTE KRONEN

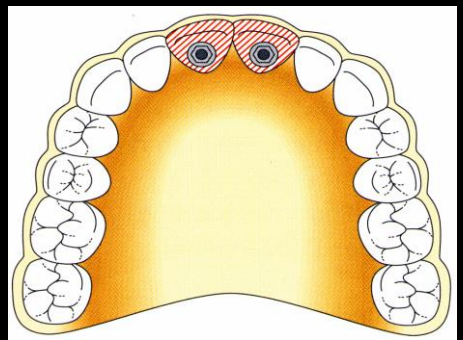

ZWISCHENLÜCKEN

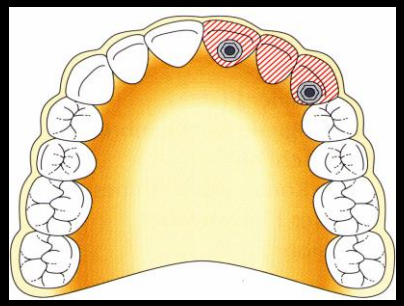

PATIENTEN BEISPIELE

OBERKIEFER MITTLERER, SEITLICHER SCHNEIDEZAHN UND ECKZAHN

DREIGLIEDERIGE BRÜCKE AUF ZWEI IMPLANTATE GESTÜTZT

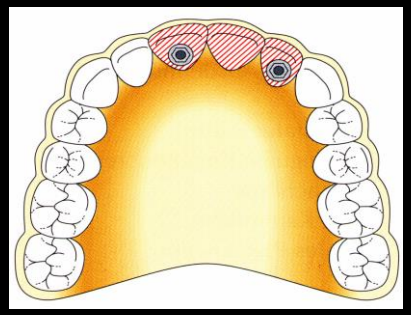

OBERKIEFER BEIDE MITTLERE, EIN SEITLICHER SCHBEIDEZAHN

DREIGLIEDERIGE BRÜCKE AUF ZWEI IMPLANTATE GESTÜTZT

(WEGEN DER POSITION DES C. INCISIVUS)
OBERKIEFER SCHNEIDEZAEHNE

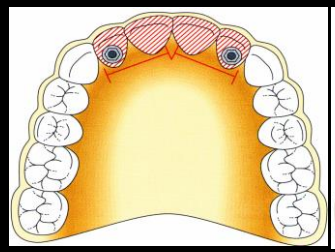

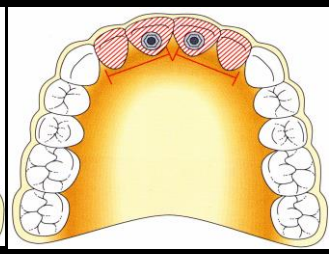

ZWEI IMPLANTATE IM BEREICH DER SEITLICHEN SCHNEIDEZAEHNE 4-GLIEDERIGE BRÜCKE

ALTERNATIVE: 4-GLIEDERIGE FREIENDBRÜCKE AUF ZWEI IMPLANTATE

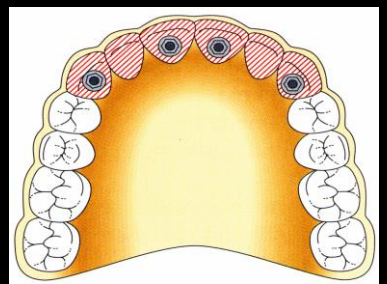

OBERKIEFER: BEIDE ECKZAEHNE UND ALLE SCHNEIDEZAEHNE

SECHSGLIEDERIGE BRÜCKE AUF VIER IMPLANTATEN

ZWISCHENLÜCKEN

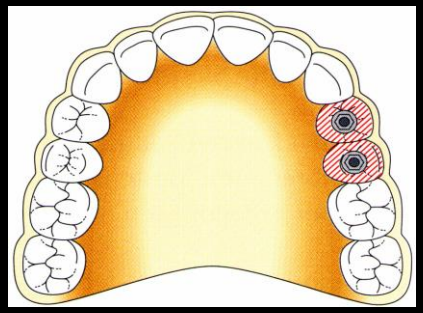

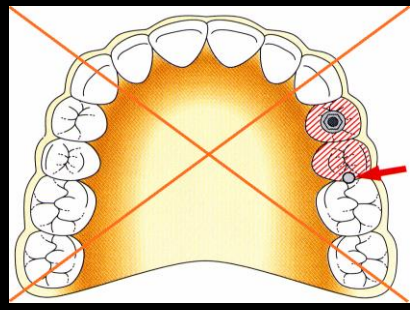

OBERKIEFER SEITENZAHNBEREICH

EIN IMPLANTAT PRO ZAHN

IMPLANTATERSATZ SEPARAT VON NATÜRLICHEN ZAEHNEN

LAGE DES SINUS MAXILLARIS

BUKKOLINGUALE POSITION DER IMPLANTATE

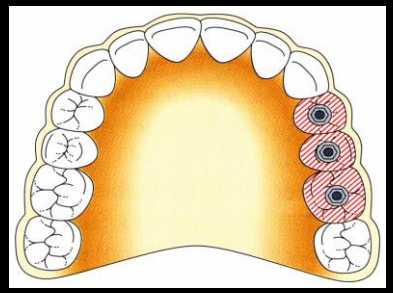

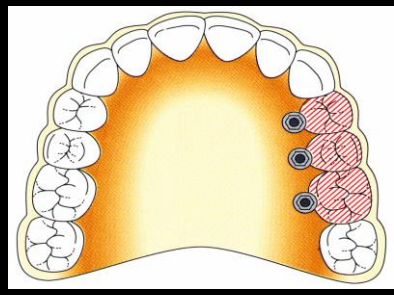

ZWISCHENLÜCKEN

UNTERKIEFER FRONZAHNBEREICH

ZIEL: FESTSITZREND

AESTHETIK IS WENIGER KRITISCH ALS IM OBERKIEFER

ÜBERLEGUNGEN:

KAMMBREITE, MESIODISTALER PLATZ,

HÖHE DES DEFEKTES

BEISPIELE:

UK MITTLERER UND SEITLICHER SCHNEIDEZAHN

MEIST NUR EIN IMPLANTAT

DREI SCHNEIDEZAEHNE FEHLEN

DREIGLIEDERIGE BRÜCKE AUF ZWEI IMPLANTE

FEHLEN ALLE UNTERE SCHNEIDEZAEHNE

4-GLIEDERIGE BRÜCKE AUF 2 IMPLANTATE

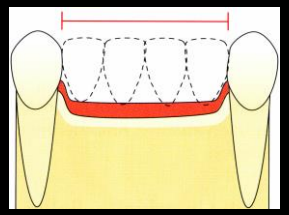
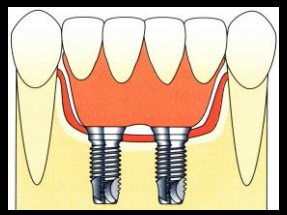
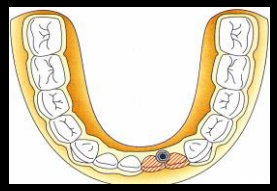
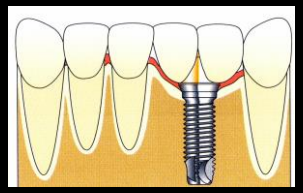
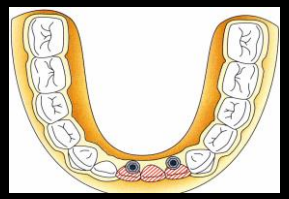
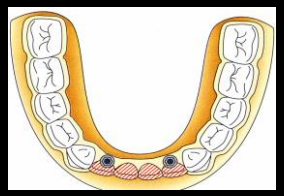
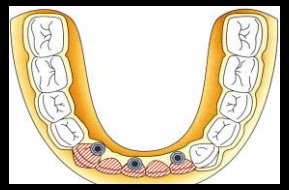
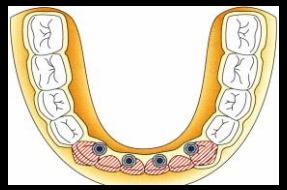

ZWISCHENLÜCKEN

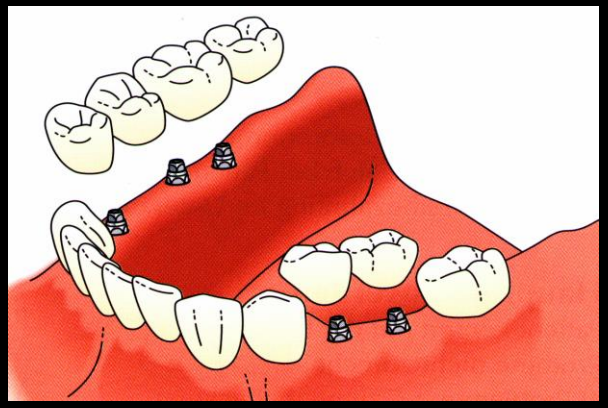

UNTERKIEFER SEITENZAHNBEREICH

ZIEL:

- IMPLANTATGETRAGENER ERSATZ UNABHAENGIG VON DEN NATÜRLICHEN ZAEHNEN
- MINDESTEN 1 IMPLANTAT PRO FEHLENDEM ZAHN

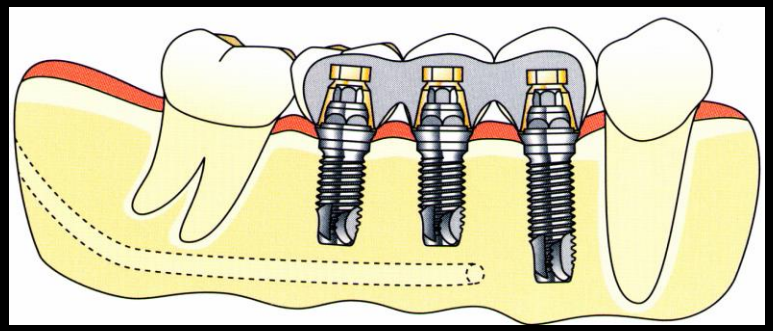

ZWISCHENLÜCKEN

ZWISCHENLÜCKEN

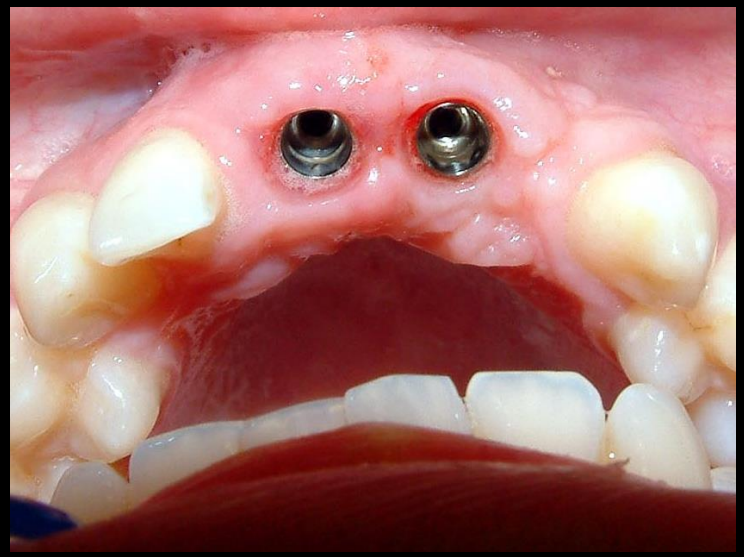

ZWISCHENLÜCKEN

ZWISCHENLÜCKEN

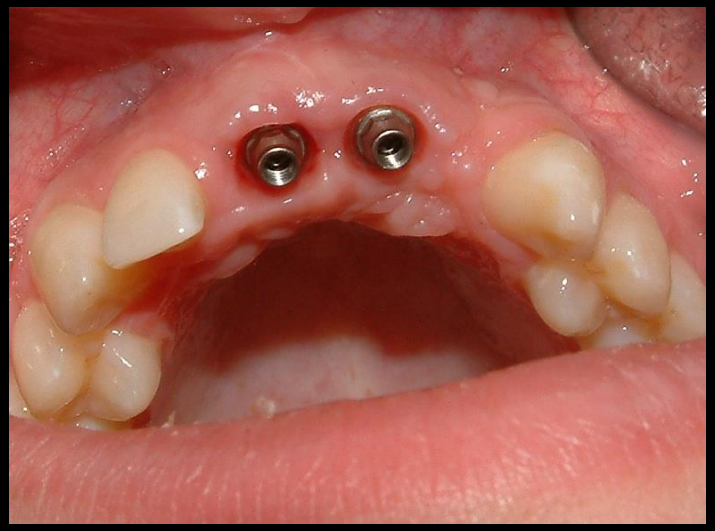

FREIENDLÜCKEN

HERKÖMMLICHE PROTH. VERSORGUNG

NICHT ERSAETZT

FREIENDBRÜCKE

HERAUSNEHMBARE PARTIELLE PROTHESE

ORTHODONTIE

IMPLANTATPROTHETISCHE VERSORGUNG

IMPLANTATGETRAGENE BRÜCKE

GEMISCHTE ABSTÜTZUNG UND VERANKERUNG

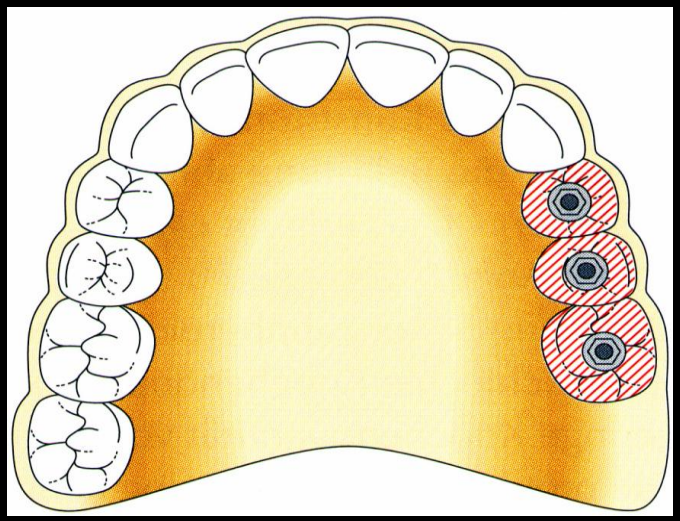

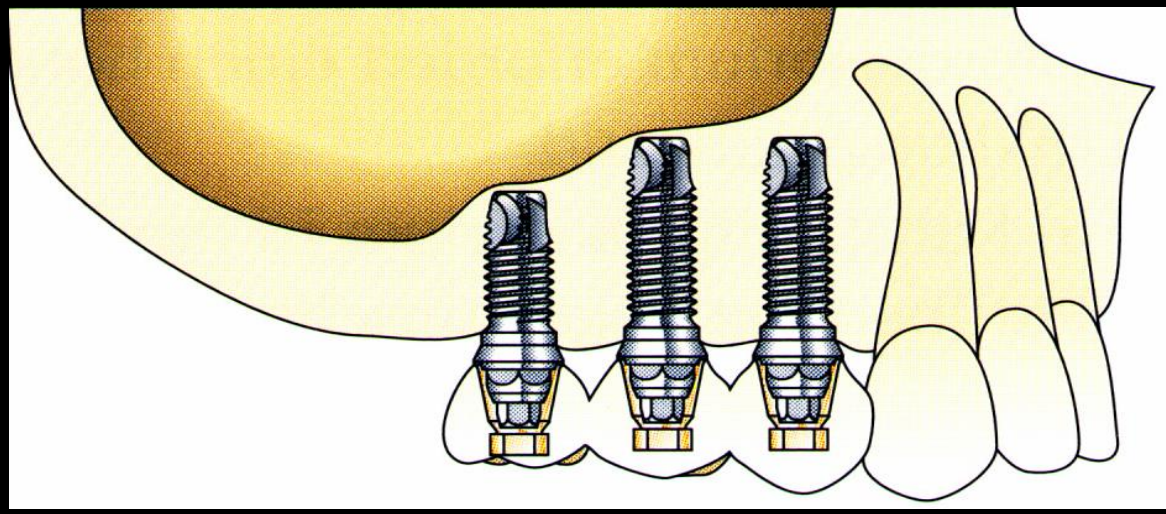

FREIENDLÜCKEN

REIN IMPLANTATGETRAGENE BRÜCKE

VORTEILE:

- KEIN ZAHNHARTSUBSTANZ WIRD VEROPFERT
- DIE KINETISCHE VERHALT DER PFEILER IST GLEICHMAESSIG

NACHTEILE:

- FEHLT DAS FEEDBACK-MECHANISMUS
- MINIMUM ZWEI IMPLANTATE SIND NÖTIG

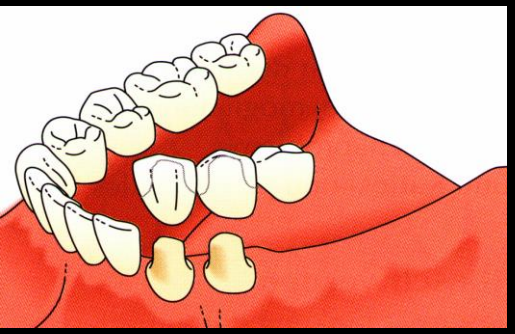

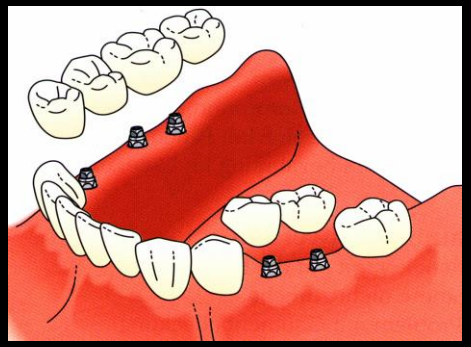
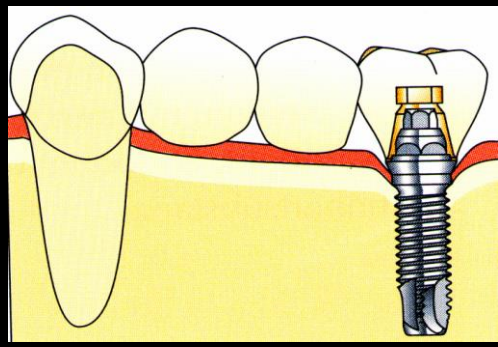

FREIENDLÜCKEN

GEMISCHT ABGESTÜTZTE UND VERANKERTE BRÜCKE

VORTEIL:

- WENIGE IMPLANTATE NÖTIG
- DIE BELASTUG SICH VERTEILT ZWISCHEN NATÜRLICHEN UND KÜNSTLICHEN PFEILERN
- DAS FEEDBACK-MECHANISMUS IST VORHANDEN

NACHTEIL:

- HARTSUBSTANZ WIRD VEROPFERT
- KINAETISCHE VERHALT DER PFEILER IST UNTERSCHIEDLICH
- DAS SUPRASTRUKTUR MANCHMAL SEHR KOMPLIZIERT

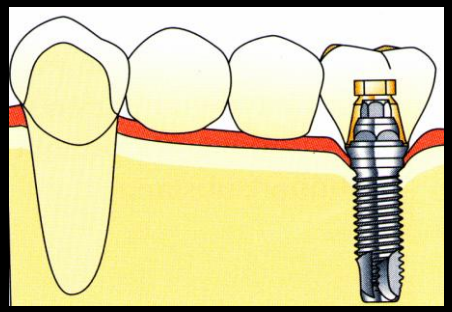
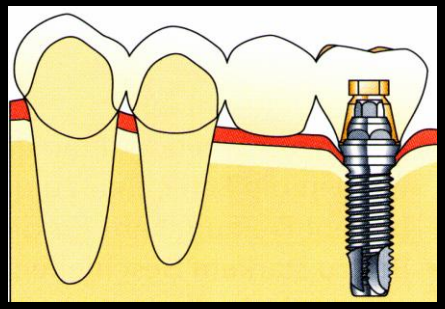
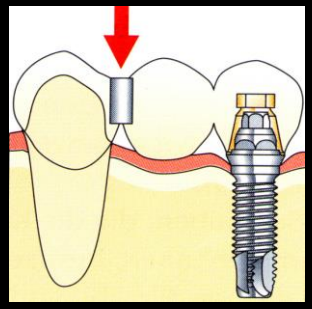
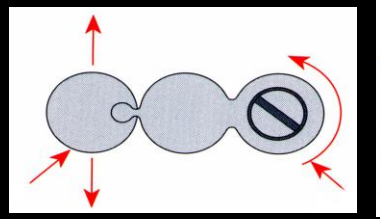
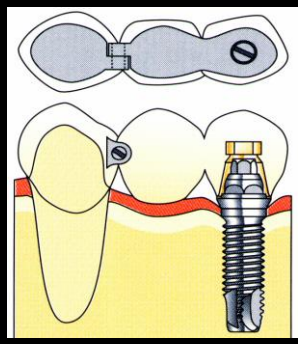

ARBEITSCHRITTE BEI ZEMENTIERTE BRÜCKE



ARBEITSCHRITTE BEI ZEMENTIERTE BRÜCKE

ARBEITSCHRITTE BEI VERSCHRAUBTE BRÜCKE

OKKLUSALE SCHRAUBE







ARBEITSCHRITTE BEI VERSCHRAUBTE BRÜCKE

HORIZONTALE SCHRAUBE





ZAHNLOSE KIEFER

HERKÖMMLICHE PROTHETISCHE VERSORGUNG:

TOTALPROTHESE

IMPLANTATPROTHETISCHE VERSORGUNG:

- **BRÜCKENERSATZ**
- **HYBRIDPROTHESE**
- **OVERDENTURE**

ZAHNLOSE KIEFER

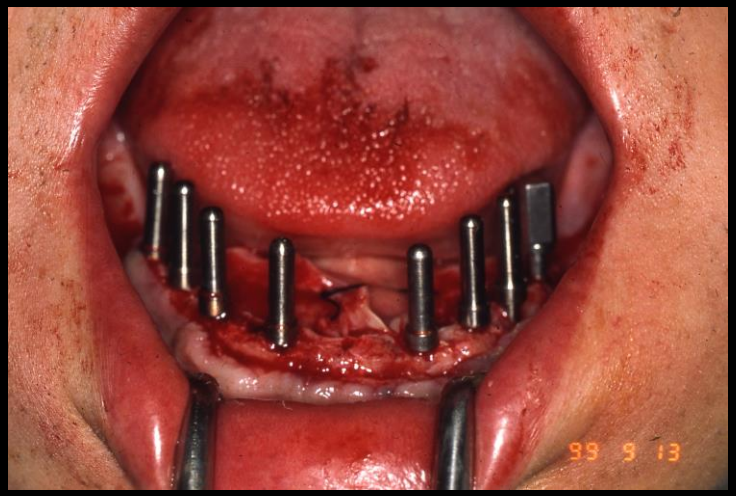
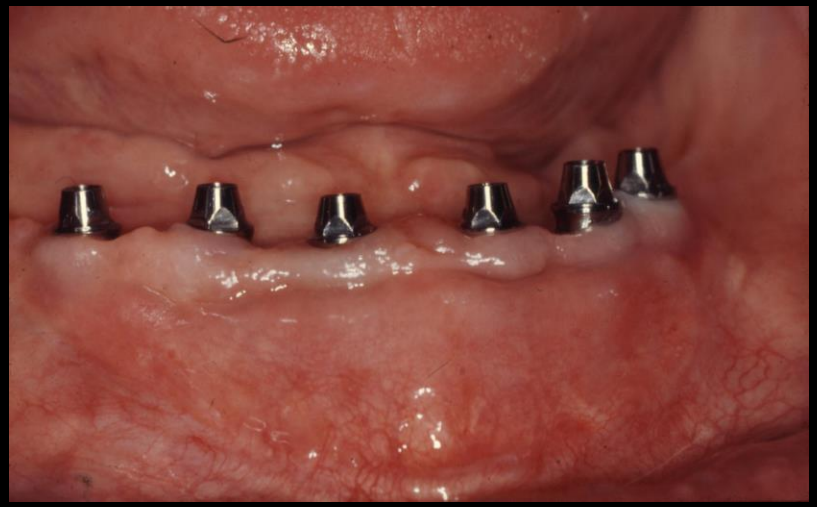
ZAHNLOSE KIEFER