



Semmelweis University Faculty of Dentistry Department of Community Dentistry


Head of Department: Dr. Peter Kivovics associate professor

<http://semmelweis-egyetem.hu/fszoi/>

<https://www.facebook.com/fszoi>



First aid and dental emergency care



Dr. Mercédesz Orsós
MsC, PhD student

Emergency cases in the dental praxis

„First aid, defined as the initial assistance or treatment provided to someone who is injured or suddenly taken ill.

It covers a wide range of scenarios from simple reassurance following a minor mishap to dealing with a life-threatening emergency.”



Emergency cases in the dental praxis

- „Chairside sicknesses”
- Risky conditions
- Basic emergency interventions



Syncope

A short loss of consciousness and muscle strength.

Fast onset

Short duration

Spontaneous recovery

Low blood pressure



Syncope

Symptoms:

Low blood pressure

Cold and pale skin

Sweating

Trembling

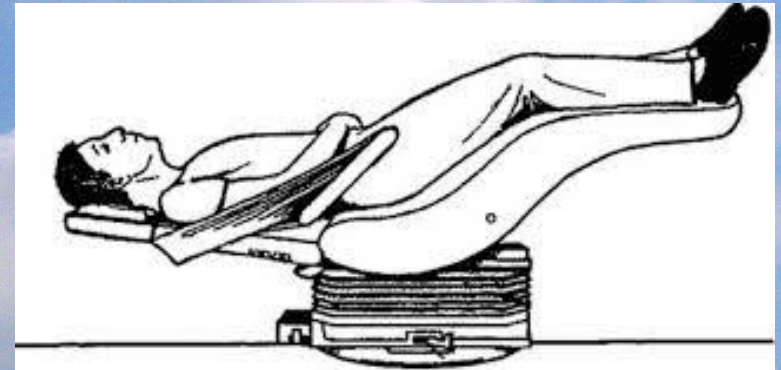
Fainting



Syncope

Management- recovery position

Trendelenburg position



Measure blood pressure

Risky conditions



- **Epilepsy**

Seizure's symptoms:

With or without Aura

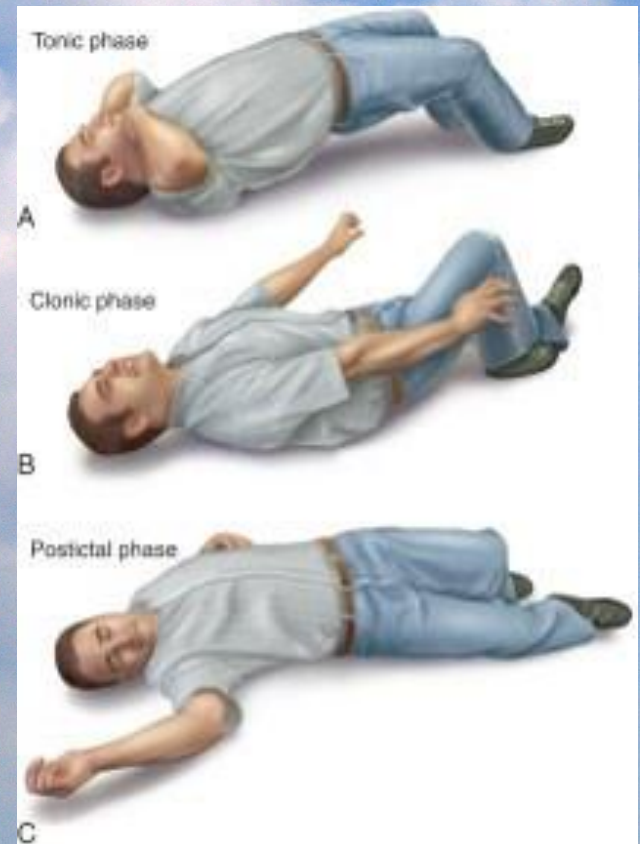
May become generalized

Clench

Spasm

Shaking

Few seconds -> few minutes



Epileptic seizure

How to handle?

Remove everything from the mouth

Lay them down on their side – recovery position

Time the seizure

Diazepam intramuscular

Mouth examination after the seizure

Wound treatment



Risky conditions

- **(Diabetes)**
Hypoglycemia

Symptoms:

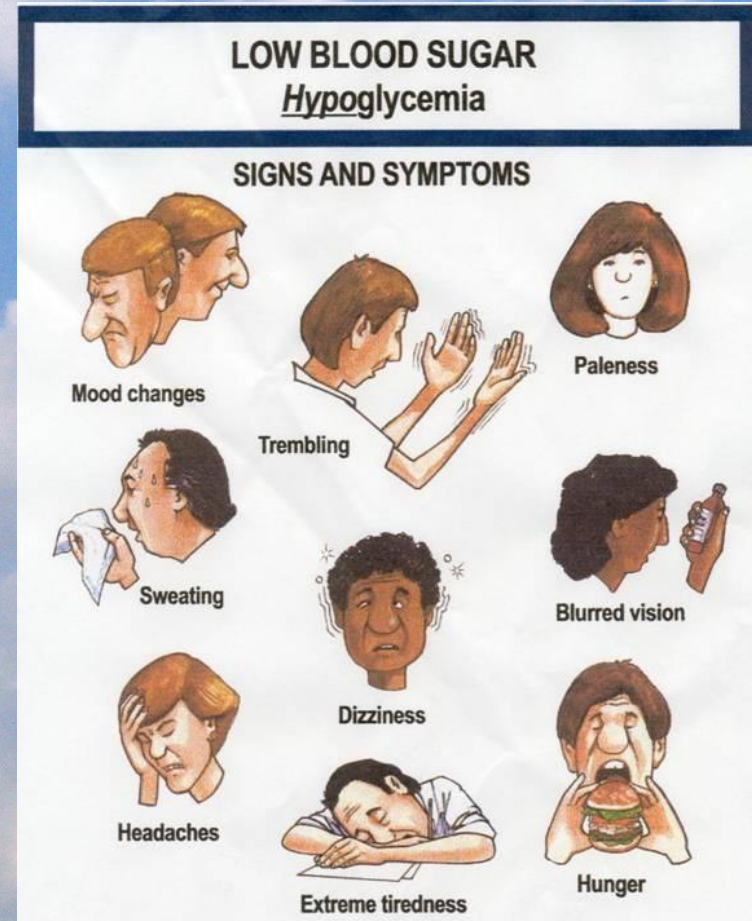
Headache

Pallor

Sweating

Shakiness

Dilated pupils



Risky conditions

- **Diabetes**

Hyperglycemia

Symptoms:

Thirst

Dry mouth

Ketoacidosis

Dry skin

Fatigue

Blurred vision

Coma



Allergy

Allergy is a hypersensitive state which is acquired through exposure to an “allergen”.

Symptoms:

Skin reactions

Asthma-like attack

Anaphylactic shock

Epinephrine and call an ambulance!



Cardiovascular problems

- **Acute myocardial infarction**

Chest pain

Pain radiating into the left arm, lower jaw

Palpitation

Nausea

Cold sweat



When the situation gets real bad

Assessment Based Care

Airway

Breathing

Circulation

Call an ambulance

Start the cardiopulmonary resuscitation



How to call an ambulance?

- Where? Exact address
- Who? Name, phone number
- How? Brief description
- Start CPR



Essential emergency drugs

<i>Drug</i>	<i>Indication</i>	<i>Initial Adult Dose</i>
1. Oxygen	almost any medical emergency	100%: inhalation
2. Epinephrine	anaphylaxis asthma unresponsive to albuterol/salbutamol cardiac arrest	0.1 mg i.v., or 0.3–0.5 mg i.m. 0.1 mg i.v., or 0.3–0.5 mg i.m. 1 mg i.v.
3. Nitroglycerin	pain of angina	0.3–0.4 mg sublingual
4. Antihistamine (diphenhydramine or chlorpheniramine)	allergic reactions	25–50 mg i.v., i.m. 10–20 mg i.v., i.m.
5. Albuterol/salbutamol	asthmatic bronchospasm	2 sprays: inhalation
6. Aspirin	myocardial infarction	160–325 mg

Additional emergency drugs

<i>Drug</i>	<i>Indication</i>	<i>Initial Adult Dose</i>
1. Glucagon	hypoglycemia in unconscious patient	1 mg i.m.
2. Atropine	clinically significant bradycardia	0.5 mg i.v. or i.m.
3. Ephedrine	clinically significant hypotension	5 mg i.v., or 10–25 mg i.m.
4. Hydrocortisone	adrenal insufficiency recurrent anaphylaxis	100 mg i.v. or i.m. 100 mg i.v. or i.m.
5. Morphine or nitrous oxide	angina-like pain unresponsive to nitroglycerin angina-like pain unresponsive to nitroglycerin	titrate 2 mg i.v., 5 mg i.m. ~35%, inhalation
6. Naloxone	reversal of opioid overdose	0.1 mg i.v.
7. Lorazepam or Midazolam	status epilepticus status epilepticus	4 mg i.m. or i.v. 5 mg i.m. or i.v.
8. Flumazenil	benzodiazepine overdose	0.1 mg i.v.



**Thank you for your kind
attention!**