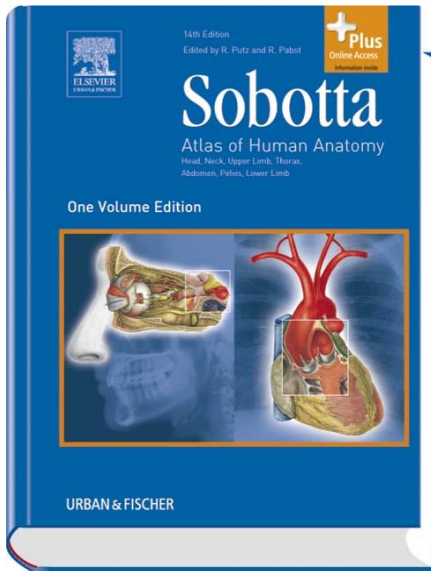


Recommended books for Anatomy, Histology and Embryology

For EM I. the **highlighted** items are highly recommended. Many of these books are available in the Medicina bookshop (1091 Budapest, Üllői út 91/A).

1) Gross anatomy - atlas



Sobotta - Atlas of Human Anatomy

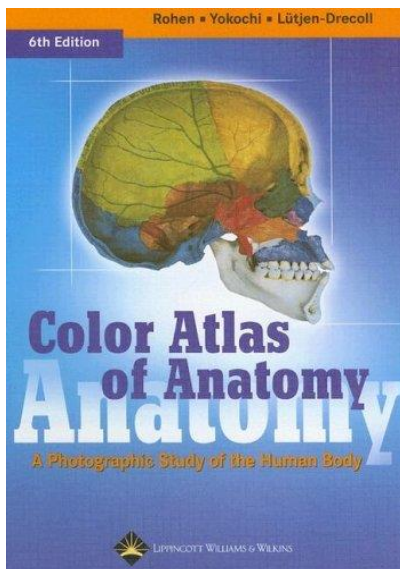
Single Volume Edition, 14th Edition - *Head, Neck, Upper Limb, Thorax, Abdomen, Pelvis, Lower Limb*

[Link >>>](#)

(32 500 HUF at Üllői út 91/A)

With English terminology – the blue book (One Volume Edition)!!!

OR



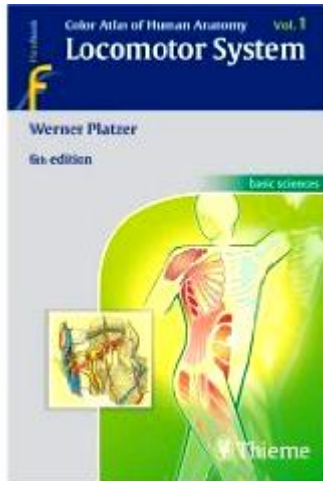
Color Atlas of Anatomy

Rohen, Yokochi, and Lütjen-Drecoll

(18 500 HUF at Üllői út 91/A)

2) Gross anatomy - textbook

Thieme series (three books in anatomy): Locomotor System, Internal Organs and Nervous System.



Platzer
Color Atlas of Human
Anatomy
Vol. 1: **Locomotor
System**
(2009, 6th edition)
[Link >>>](#)
(for the **1st semester**)

(11 800 HUF at Üllői út
91/A)




Fritsch / Kuehnel
Color Atlas of Human
Anatomy
Volume 2: **Internal
Organs**

(2008, 5th edition)

[Link >>>](#)
(for the **2nd semester**)

(11 800 HUF at Üllői út
91/A)




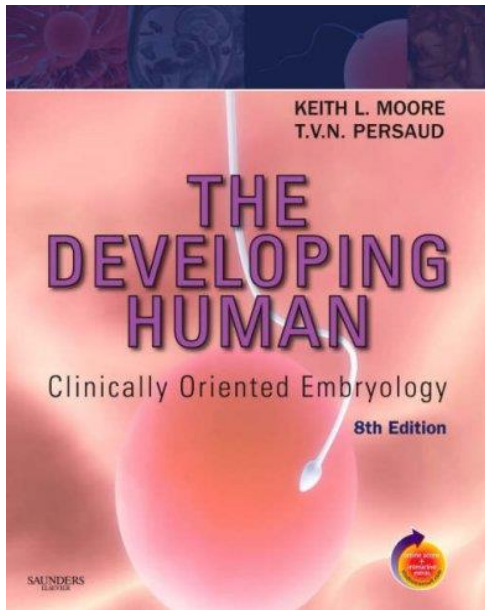
Kahle / Frotscher
Color Atlas of Human
Anatomy
Volume 3: **Nervous
System and Sensory
Organs**

(2003, 5th edition)

[Link >>>](#)
(for the **3rd semester**)

(11 800 HUF at Üllői út
91/A)

3) Embryology



Moore, Persaud: **The Developing Human**
Clinically Oriented Embryology (8th edition)

OR


Langman's **Medical Embryology**.

(from the end of the **first semester**)

(16 800 HUF at Üllői út 91/A)

(12 200 HUF at Üllői út 91/A)

4) Histology, Cell Biology




Somogyi, Gy., Hajdu, F.:

Histology practical manual

(English translation: Somogyi, Gy., Altdorfer, K.)


(Available in the **NET bookshop of Semmelweis Kiadó**, Nagyváradi tér building or Tűzoltó u. 37-47., new EOK Building)
New editions (2006, 2010): 4000 HUF



Árpád Kiss - Miklós Réthelyi:


Histology - A colour atlas

Available: at the Department office
(6.200 HUF)




Wheater's Functional Histology.
Text and Colour Atlas (5th edition)

OR




Ross: Histology - A Text and Atlas A
(15 200 HUF at Üllői út 91/A)

(coming soon apr. 18 000 /?/ HUF at Üllői út 91/A)

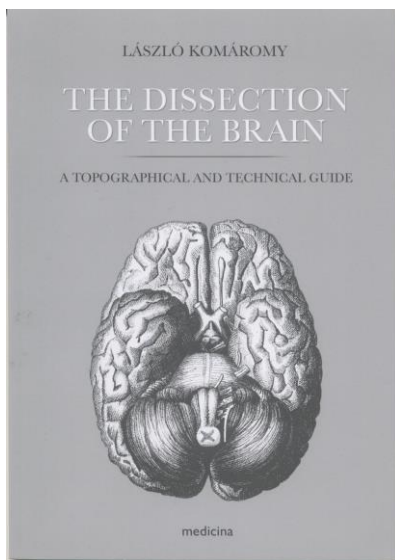


Basic Histology (12nd edition, 2010) - especially for **EM I. new curriculum** students! (8 400 HUF at Üllői út 91/A)



Csaba György,
Madarász Bálint:
A sejt szerkezete/**The structure of the cell**
(2003) Semmelweis
Kiadó és Multimédia
Stúdió – 1740 HUF (?)

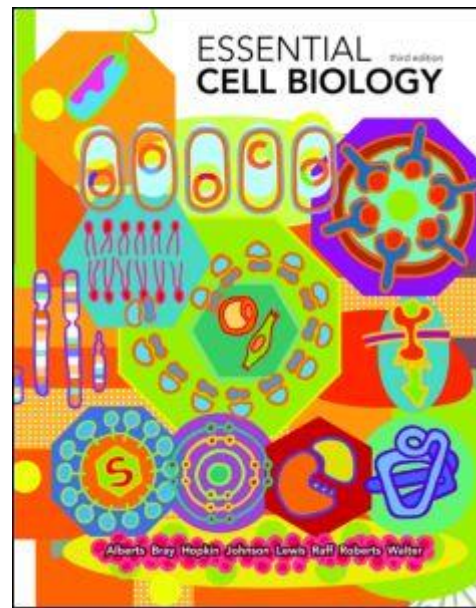
For 2nd year students:



The *dissection of the brain* : a topographical and technical guide

By László **Komáromy** ; [transl. György Székely].

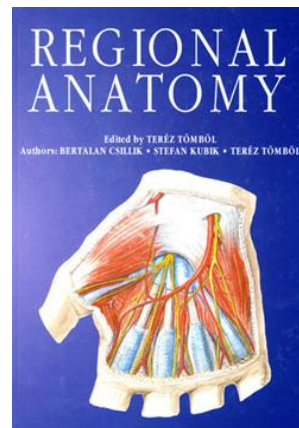
Budapest : Medicina, 2006
(2.200 HUF at Üllői út 91/A)



--for **EM I. new curriculum** students – additionally recommended: Essential Cell Biology

(18 500; 28 500 HUF at Üllői út 91/A)

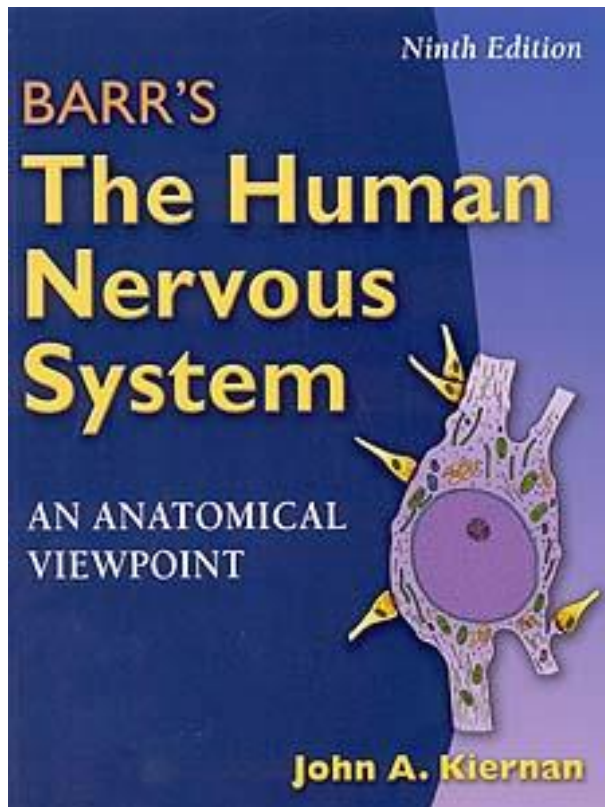
For 2nd year students:



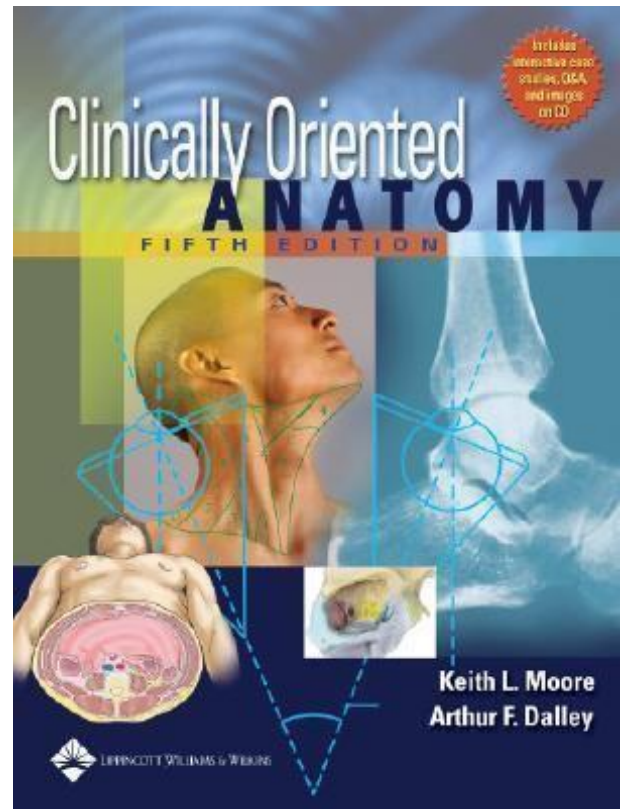
T.Tömböl, S. Kubik and B. Csillik:
Regional Anatomy

Medicina Publishing House Co. 1998 (for the **3rd and 4th semesters**) (Available in bookstores, e.g. in Medicina: Budapest Üllői u.91/a. (9200 HUF at Üllői út 91/A) -Medicina, Nagyváradi tér, NET)

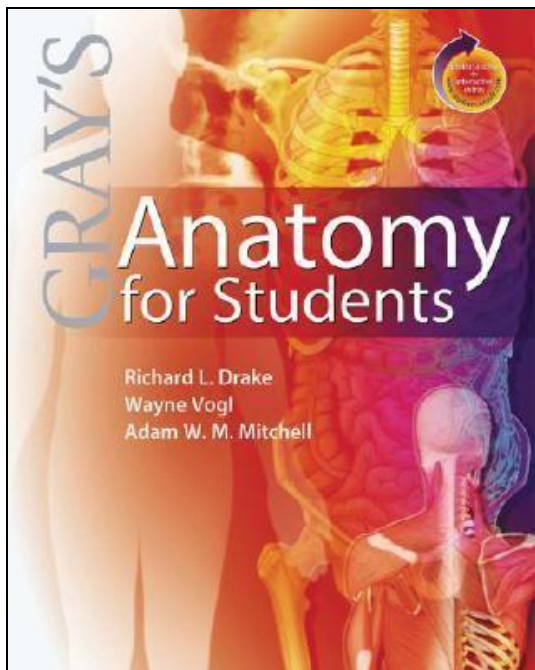
Additional books (for the 3rd semester):



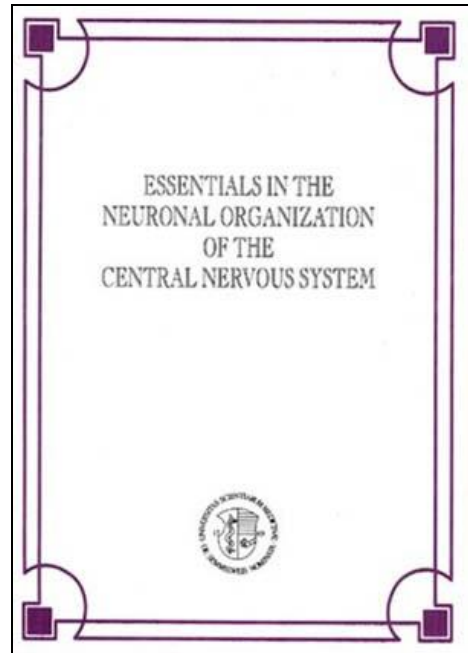
(12 600 HUF at Üllői út 91/A)



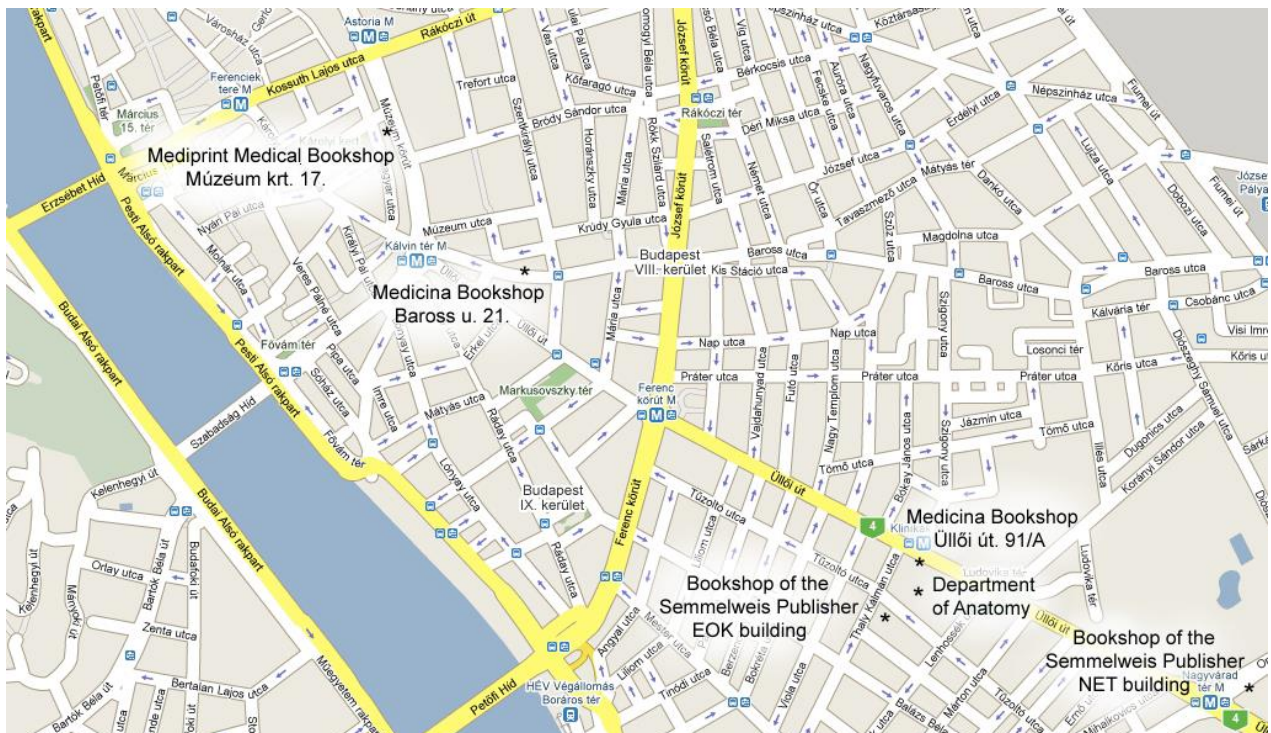
(16 600 HUF at Üllői út 91/A)



15 600 HUF (9800 HUF at Üllői.u. 91/A)



Semmelweis Publisher (3rd semester) – not available now

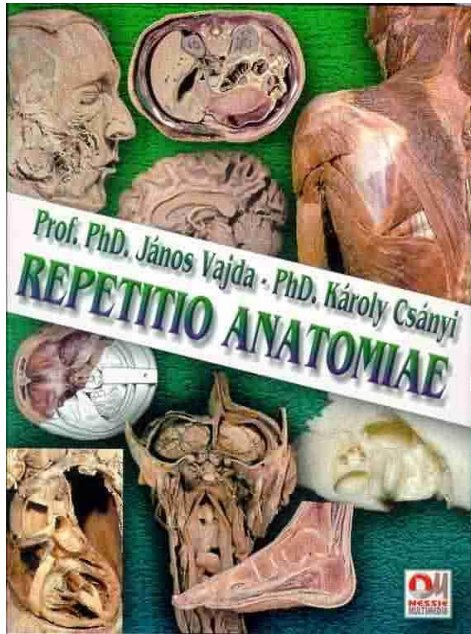


Please note:

1. There is no official list of textbooks and atlases required by the department. We would recommend the books listed above. (Earlier editions of these books will do, too!)
2. The prices of the books were checked in the Medicina Bookshop, Üllői út 91/A (**September 2012**), I do not exclude that they are cheaper elsewhere!


Mark Kozsurek, Károly Altdorfer

Multimedia CD-s from the teachers of the Department



Gross Anatomy CD

Hungarian, English, German
for Windows XP (2006)
6000 HUF



Histology CD

Hungarian, English, German
for Windows XP (2006)
4800 HUF

Available in the office - Anatomy Department, ground floor;
Tóth Ferencné. Tel.:459-1500 / 53642 (No money refund.)

Made by Dr. Hanics, Dr. Kozsurek, Dr. Altdorfer, 2010-2012.
